

Most Commonly Asked Questions about Family Home Child Care

- 1 How many children can I care for?**
Depending on the type of license a provider can care for up to 8 children within specific age limits and including their own children. The differences between the types of licenses and the training required for each are explained at the pre-licensing training.
- 2 How much money can I earn?**
The amount of money earned by providers varies from home to home. Fees that providers collect vary for the number of children in care, the ages of those children, the area where the provider lives.
- 3 Can I start caring for children after my paperwork is sent in, before my license is issued?**
Until you receive your license you may only care for the children of one family.
- 4 Can I get a license to provide child care even if I live in an apartment?**
Yes, if zoning permits, you can get a license as long as you meet safety, exits, space and other requirements. Always check with your landlord as to what is permissible on the property.
- 5 Does my yard have to be fenced?**
Only the play area has to be fenced, and only if you are caring for children ages 1 year through 5 years of age unless local zoning has more specific requirements. Caring for children younger or older does not require a fence.

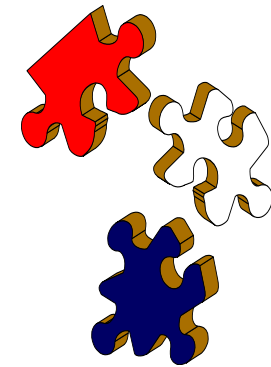
For other questions regarding licensing call a licensing specialist at (719) 471-1165 or State Licensing at 1-800-799-5876.

A Comprehensive Resource and Referral Agency for
Parents, Early Childhood Professionals and Employers



Child Care Connections
125 N. Parkside Drive Suite 202
Colorado Springs, CO 80909

Putting the Pieces Together




Becoming a Licensed Child Care Provider

Child Care Connections

125 N. Parkside Drive Suite 202
Colorado Springs, CO 80909
719-638-2070



Benefits of Being Licensed



Earn Extra Money

Own Your Own Business

Save Money By:

Tax Exemptions

Child Care Food Program

Caring for Your Own Children

Valuable Training Opportunities

Use Local CCR&R For:

Free Parent Referrals


Newsletters

Resources for New Child Care Issues and Information

Provider Support

Opportunities to Join Professional Organizations

Improve Your Community by Providing a Family Service



Pieces of Licensing Follow These Easy Steps:

1. Attend Pre-licensing Training.

A potential provider must complete at least 13-1/2 hours of pre-licensing training classes on subjects that range from child development, business practices, nutrition and positive play interactions for children. Pre-licensing classes are offered by Child Care Connections. There is a minimal registration fee. A provider is also required to be certified in Infant and Child First Aid and CPR, Universal Precautions and Medication Administration. Child Care Connections can provide information on approved classes.





2. Complete Background Checks.

Colorado State Law requires that all child care professionals be fingerprinted and complete a criminal background check to screen out child abuse and neglect offenders from the profession. All adult members living in the home where child care will be provided must be checked. For a small fee fingerprints can be obtained at Child Care Connections or other local agencies.

3. Complete Health Examinations.

Every member of the household must complete a health examination to ensure that the household is free from communicable disease. Current vaccination records are needed for pets, also.



4. Complete and Mail All Application Materials.

Along with your application and the application fee, you will need to send your fingerprint cards, fee for background checks (can be sent in one payment) and health evaluations to the Division of Child Care.

5. Make Final Preparations to Your Child Care Setting.

Give yourself time to prepare your home. You can use the checklist provided in the pre-licensing packet to guide you. Use this time to buy the toys you will need, to set up the child care environment, and to make any changes that are necessary prior to your inspection.



6. Your Licensing Specialist Will Contact You for Your Inspection.

Once your background check has cleared and the licensing specialist has received your application from the Division of Child Care, you will be contacted and an appointment will be made for an inspection of your home. If you pass the inspection you will receive your license that day.

7. Contact Child Care Connections.

When you have received your license you can tap into this excellent referral system to fill your open spaces. You will also be able to get information regarding professional organizations and receive a newsletter for providers. Call 638-2070 to talk to an Early Childhood Specialist.

